

"DOUBLE L" BLOCK

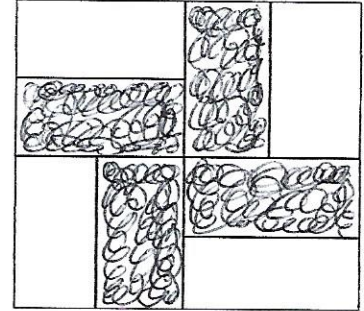
February 2018

8 1/2" x 8 1/2"

1. For **one** block you will need:

1 – 18" x 2 1/2" strip of any Blue – solid or print

1 – 18" x 2 1/2" strip of any White or Off White mix



2. Sew the White & Blue strips together, scant 1/4" seam.

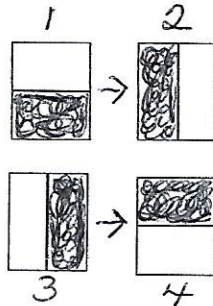
3. Press toward Blue



4. Sub cut strips into 4 – 4 1/2" units



5. Unit arrangement

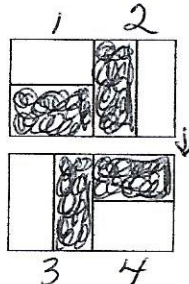


Sew 1 to 2 together

Sew 3 to 4 together

Press toward Blue

6. Complete Block



Sew top 1 & 2 to bottom 3 & 4

Press Center seam open

Done

This is one super easy, fast block!

Go ahead – make more!

Questions – Gail Wilson, 588-3075

moosetracks@mcttelecom.com