

## APRIL BLOCK OF THE MONTH

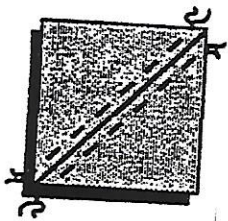
The April BOM is "Five Cents and Change". You will make 4 blocks. One will be made with a 10 1/2 inch black square and one with a 10 1/2 inch white square. Strips of fabric ranging in widths from 1 1/2" to 3 1/2" will be the other side of the square.

Please use accurate cutting and 1/4" seam allowances.

Cut the strips of multi-colored fabrics 10 1/2" long and sew them together lengthwise. You will need two 10 1/2" blocks of these random fabrics. Try to include one or more fabrics with dots or stripes. Press in one direction.

Layer a solid and striped square right sides together. Draw a diagonal line in the center and a stitching line 1/4" on either side of the center line. Sew on the lines and cut on the center line.


You will have two half square triangle blocks. Press toward the darker side. Trim to 9 1/2" squares.




Stitch then  
cut on the  
center line



Position and  
draw lines



Press towards  
dark fabric



QUESTIONS CALL  
MARYBETH TREVILLE 924-4478