

BLOCK OF THE MONTH

FOR 1 block:

Flower petals:

4 - 4" squares (same bright color
or different patterns of 1 color)

Leaves:

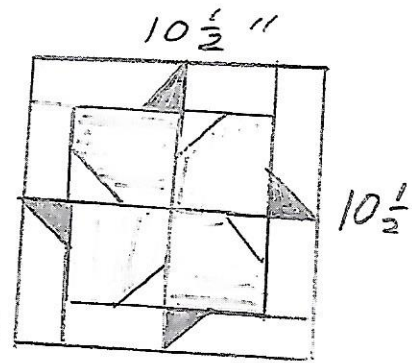
4 - 2" squares (green)

Background: (off-white or white on white)

4 - 2" squares

4 - 2" x 4" rectangles

4 - 2" x 5½" rectangles

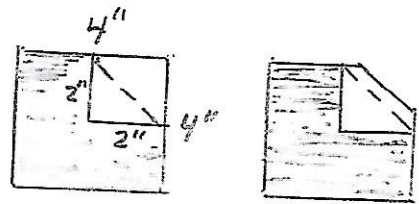


Assembly:

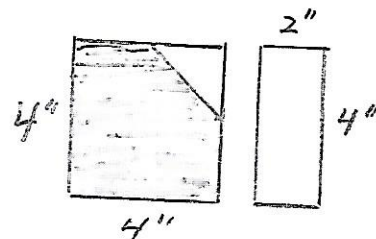
1. Draw a diagonal line on all 2" squares (background AND green)

2. Sew one 2" background square to each 4" flower petal square, stitching on the diagonal line.

Trim seam allowance to $\frac{1}{4}$ ".
Press seams open.



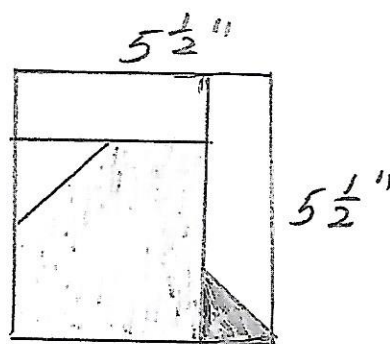
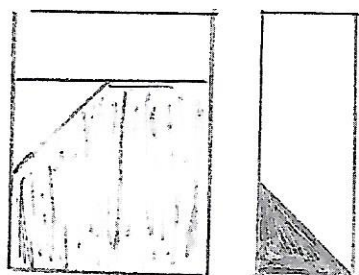
3. Sew each petal block to a 2" x 4" background piece as shown. Press seam open.



4. Sew one green square to each $2" \times 5\frac{1}{2}"$ background rectangle as shown, stitching on the diagonal line. Trim seam allowance. Press seam open.



5. Attach a leaf piece to each petal block as shown. Press seam open.



6. Arrange the four petals as shown. Sew the 4-patch together pressing seams open.

